

1. Name of Listed Entity:Wheels India Limited
2. Scrip Code/Name of Scrip/Class of Security: WHEELS
3. Share Holding Pattern Filed under: 31b
4. Share Holding Pattern as on : 31-Mar-2020
5. **Declaration:** The Listed entity is required to submit the following declaration to the extent of submission of information:-

S. No.	Particulars	Yes/No	
1	Whether the Listed Entity has issued any partly paid up shares?	No	
2	Whether the Listed Entity has issued any Convertible Securities?	No	
3	Whether the Listed Entity has any shares against which depository receipts are issued?	No	
4	Whether the Listed Entity has any shares in locked-in?	No	
5	Whether any shares held by promoters are pledge or otherwise encumbered?	No	
6	Whether the Listed Entity has issued any differential Voting Rights?	No	
7	Whether the Listed Entity has issued any Warrants ?	No	
8	Whether the listed entity has any significant beneficial owner?	No	



Table I - Summary Statement holding of specified securities

Category (I)	Category of shareholder (II)	Nos. of shareholders (III)	No. of fully paid up equity shares held (IV)	No. of Partly paid-up equity shares held (V)	No. of shares underlying Depository Receipts (VI)	Total nos. shares held (VII) = (IV)+(V)+(VI)	Shareholding as a % of total no. of shares (calculated as per SCRR, 1957) (VIII)	Number of Voting Rights held in each class of securities (IX)				No. of Shares Underlying Outstanding convertible securities (including Warrants) (X)	Shareholding, as a % assuming full conversion of convertible securities (as a percentage of diluted share capital) (XI) = (VII)+(X) As a % of (A+B+C2)	Number of Locked in shares (XII)		Number of Shares pledged or otherwise encumbered (XIII)		Number of equity shares held in dematerialized form (XIV)
								No of Voting Rights			Total as a % of (A+B+C)			No. (a)	As a % of total Shares held (b)	No. (a)	As a % of total Shares held (b)	
								Classes eg: X	Classes eg: y	Total								
A	Promoter & Promoter Group	4	15225664	0	0	15225664	63.27	15225664	0	15225664	63.27	0	0	0	0	15225664		
B	Public	10972	8838894	0	0	8838894	36.73	8838894	0	8838894	36.73	0	0			8627530		
C	Non Promoter-Non Public	0	0	0	0	0	0	0	0	0	0	0	0			0		
C1	Shares underlying DRs	0	0	0	0	0		0	0	0	0	0	0			0		
C2	Shares held by Employee Trusts	0	0	0	0	0	0	0	0	0	0	0	0			0		




	Total	10976	2406455	0	0	240645	100	24064558	0	24064558	100	0	100	0	0	0	0	23853194
--	-------	-------	---------	---	---	--------	-----	----------	---	----------	-----	---	-----	---	---	---	---	----------



Table II - Statement showing shareholding pattern of the Promoter and Promoter Group

Category & Name of the Shareholders	PAN	No. of share holder (I)	No. of fully paid up equity shares held (IV)	Partly paid-up equity shares held (V)	Nos. of shares underlying Depository Receipts (VI)	Total nos. shares held (VII = IV+V+VI)	Shareholding % calculate as per SCRR, 1957 (VIII)	Number of Voting Rights held in each class of securities (IX)			No. of Shares Underlying Outstanding convertible securities (including Warrants) (X)	Shareholding, as a % Assuming Full Conversion Of Convertible securities (as a Percentage of diluted Share capital) (XI) = (VII)+(X) as a % of A+B+C2	Number of Locked in shares (XII)		Number of Shares pledged or otherwise encumbered (XIII)		Number of equity shares held in dematerialized form (XIV)
								Class X	Class Y	Total			No. (a)	As a % of total Shares held (b)	No. (a)	As a % of total shares held (b)	
1 Indian		0	0	0	0	0	0	0	0	0	0	0	0	0			0
a Individuals/Hindu undivided Family		0	0	0	0	0	0	0	0	0	0	0	0	0			0
b Central Government/ State Government(s)		0	0	0	0	0	0	0	0	0	0	0	0	0			0
c Financial Institutions/ Banks		0	0	0	0	0	0	0	0	0	0	0	0	0			0
d Any Other (specify)		3	10412752	0	0	10412752	43.27	10412752	0	10412752	43.27	0	43.27	0	0		10412752
Bodies Corporate		3	10412752	0	0	10412752	43.27	10412752	0	10412752	43.27	0	43.27	0	0		10412752
T V	AAB	1	49110	0	0	491102	20.41	491100	0	491102	20.41	0	20.41	0	0		4911028



	SUNDRAM IYENGAR & SONS PRIVATE LIMITED	CT01 59K		28			8		28		102 8							
	SUNDARAM FINANCE HOLDINGS LIMITED	AAA CS31 16J	1	32690 96	0	0	32690 6	13.58	32690 96	0	326 909 6	13.58	0	13.58	0	0		3269096
	SOUTHERN ROADWAYS LIMITED	AAC CS14 78B	1	22326 28	0	0	22326 8	9.28	22326 28	0	223 262 8	9.28	0	9.28	0	0		2232628
	Sub-Total (A)(1)		3	10412 752	0	0	10412 52	43.27	10412 752	0	104 127 52	43.27	0	43.27	0	0		10412752
2	Foreign		0	0	0	0	0	0	0	0	0	0	0	0	0	0		0
a	Individuals (Non- Resident Individuals/ Foreign Individuals)		0	0	0	0	0	0	0	0	0	0	0	0	0	0		0
b	Government		0	0	0	0	0	0	0	0	0	0	0	0	0	0		0
c	Institutions		0	0	0	0	0	0	0	0	0	0	0	0	0	0		0
d	Foreign Portfolio Investor		0	0	0	0	0	0	0	0	0	0	0	0	0	0		0
e	Any Other (specify)		1	48129 12	0	0	48129 2	20	48129 12	0	481 291 2	20	0	20	0	0		4812912
	Bodies Corporate		1	48129 12	0	0	48129 2	20	48129 12	0	481 291 2	20	0	20	0	0		4812912
	TITAN	AAD	1	48129	0	0	48129	20	48129	0	481	20	0	20	0	0		4812912




EUROPE LIMITED	CT65 25B		12			2		12		2912								
Sub-Total (A)(2)		1	4812912	0	0	4812912	20	4812912	0	4812912	20	0	20	0	0			4812912
Total Shareholding of Promoter and Promoter Group (A) = (A)(1)+(A)(2)		4	15225664	0	0	15225664	63.27	15225664	0	15225664	63.27	0	63.27	0	0			15225664

Table III - Statement showing shareholding pattern of the Public shareholder


	Category & Name of the Shareholders (I)	PAN (II)	Nos. of shareholder (III)	No. of fully paid up equity shares held (IV)	Partly paid-up equity shares held (V)	Nos. of shares underlying Depository Receipts (VI)	Total nos. shares held VII = IV+V+VI	Shareholding % calculated as per SCRR, 1957 As a % of (A+B+C2) VIII	Number of Voting Rights held in each class of securities (IX)			No. of Shares Underlying Outstanding convertible securities (including Warrants) (X)	Total shareholding, as a % assuming full conversion of convertible securities (as a percentage of diluted share capital) (XI)	Number of Locked in shares (XII)		Number of Shares pledged or otherwise encumbered (XIII)		Number of equity shares held in dematerialized form (XIV)	
									No of Voting Rights					Total as a % of Total Voting rights	No. (a)	As a % of total Shares held (b)	No. (Not applicable) (a)		As a % of total shares held (Not applicable) (b)
									Class X	Class Y	Total								
1	Institutions		0	0	0	0	0	0	0	0	0	0	0	0	0			0	
a	Mutual Funds/		3	4056632	0	0	4056632	16.86	4056632	16.86	0	16.86	0	0				4056632	
	RELIANCE CAPITAL TRUSTEE CO. LTD. - A/C RELIANCE TAX SAVER	AAA TR00 90B	1	1809721	0	0	1809721	7.52	1809721	7.52	0	7.52	0	0				1809721	




	(ELSS) FUND																		
	ICICI PRUDENTIAL MULTI- ASSET FUND	AAA AI003 8F	1	81773 3	0	0	817733	3.4	81773 3	0	817 733	3.4	0	3.4	0	0			817733
	IDFC STERLING VALUE FUND	AAE TS95 56K	1	14291 78	0	0	142917 8	5.94	14291 78	0	142 917 8	5.94	0	5.94	0	0			1429178
b	Venture Capital Funds		0	0	0	0	0	0	0	0	0	0	0	0	0	0			0
c	Alternate Investment Funds		1	95000	0	0	95000	0.39	95000	0	950 00	0.39	0	0.39	0	0			95000
d	Foreign Venture Capital Investors		0	0	0	0	0	0	0	0	0	0	0	0	0	0			0
e	Foreign Portfolio Investors		8	15117	0	0	15117	0.06	15117	0	151 17	0.06	0	0.06	0	0			15117
f	Financial Institutions/ Banks		1	1864	0	0	1864	0.01	1864	0	186 4	0.01	0	0.01	0	0			1864
g	Insurance Companies		1	35074 0	0	0	350740	1.46	35074 0	0	350 740	1.46	0	1.46	0	0			350740
	General Insurance Corporation Of India	AAA CG06 15N	1	35074 0	0	0	350740	1.46	35074 0	0	350 740	1.46	0	1.46	0	0			350740
h	Provident Funds/		0	0	0	0	0	0	0	0	0	0	0	0	0	0			0



	Pension Funds																		
i	Any Other (specify)	0	0	0	0	0	0	0	0	0	0	0	0	0	0	0			0
	Sub-Total (B)(1)	14	45193053	0	0	4519353	18.78	45193053	0	4519353	18.78	0	18.78	0	0				4519353
2	Central Government/ State Government(s) / President of India	0	0	0	0	0	0	0	0	0	0	0	0	0	0	0			0
	Sub-Total (B)(2)	0	0	0	0	0	0	0	0	0	0	0	0	0	0	0			0
3	Non-institutions	0	0	0	0	0	0	0	0	0	0	0	0	0	0	0			0
a	Individuals -	10267	2395078	0	0	2395078	9.95	2395078	0	2395078	9.95	0	9.95	0	0				2184665
i	Individual shareholders holding nominal share capital up to Rs. 2 lakhs.	10263	2147354	0	0	2147354	8.92	2147354	0	2147354	8.92	0	8.92	0	0				1959041
ii	Individual shareholders holding nominal share capital in excess of Rs. 2 lakhs.	4	247724	0	0	247724	1.03	247724	0	247724	1.03	0	1.03	0	0				225624
b	NBFCs	0	0	0	0	0	0	0	0	0	0	0	0	0	0				0



	registered with RBI																		
c	Employee Trusts		0	0	0	0	0	0	0	0	0	0	0	0	0	0			0
d	Overseas Depositories (holding DRs) (balancing figure)		0	0	0	0	0	0	0	0	0	0	0	0	0	0			0
e	Any Other (specify)		691	19244	0	0	19244	8	19244	0	192	8	0	8	0	0			1923512
	Bodies Corporate		157	16487	0	0	16487	0.685	16487	0	164	6.85	0	6.85	0	0			1648652
	Clearing member		37	4035	0	0	4035	0.02	4035	0	403	0.02	0	0.02	0	0			4035
	Director or Director's Relatives		2	56266	0	0	56266	0.23	56266	0	562	0.23	0	0.23	0	0			56266
	HUF		251	80036	0	0	80036	0.33	80036	0	800	0.33	0	0.33	0	0			80035
	IEPF		1	30746	0	0	30746	0.13	30746	0	307	0.13	0	0.13	0	0			30746
	Non-Resident Indian (NRI)		241	10064	0	0	10064	0.42	10064	0	100	0.42	0	0.42	0	0			99748
	Trusts		1	2116	0	0	2116	0.01	2116	0	211	0.01	0	0.01	0	0			2116
	Unclaimed or Suspense or Escrow Account		1	1914	0	0	1914	0.01	1914	0	191	0.01	0	0.01	0	0			1914
	MAHAM HOLDINGS	AAA CM21	1	38110	0	0	38110	1.58	38110	0	381	1.58	0	1.58	0	0			381106



	LIMITED	68G																	
	PADMALAK SHMI HOLDINGS PRIVATE LIMITED	AAA CP16 33M	1	259290	0	0	259290	1.08	259290	0	259290	1.08	0	1.08	0	0			259290
	SUNDHARA MS PRIVATE LIMITED	AAA CS49 49P	1	317616	0	0	317616	1.32	317616	0	317616	1.32	0	1.32	0	0			317616
	ABI SHOWATEC H (INDIA) LIMITED	AAB CA81 60B	1	289858	0	0	289858	1.2	289858	0	289858	1.2	0	1.2	0	0			289858
	REVATHI HOLDINGS PRIVATE LIMITED	AAA CR14 08C	1	270606	0	0	270606	1.12	270606	0	270606	1.12	0	1.12	0	0			270606
	Sub-Total (B)(3)		10958	431954	0	0	431954	17.95	431954	0	431954	17.95	0	17.95	0	0			4108177
	Total Public Shareholding (B)= (B)(1)+(B)(2) +(B)(3)		10972	883889	0	0	883889	36.73	883889	0	883889	36.73	0	36.73	0	0			8627530



Table IV - Statement showing shareholding pattern of the Non Promoter- Non Public shareholder

Category & Name of the Shareholders (I)	PAN (II)	No. of older shares (III)	No. of fully paid up equity shares held (IV)	Partly paid-up shares held (V)	Nos. of underlying Depository Receipts (VI)	Total no. shares held (VII = IV+V+VI)	Shareholding % calculate d as per SCRR, 1957 (VIII)	Number of Voting Rights held in each class of securities (IX)			No. of Underlying Outstanding convertible securities (including Warrants) (X)	Total Shareholding, as a % Assuming Full Conversion Of Convertible securities (as a percentage of diluted share capital) (XI)	Number of Locked in shares (XII)		Number of Shares pledged or otherwise encumbered (XIII)		Number of equity shares held in dematerialized form (XIV) (Not Applicable)	
								Class X	Class Y	Total			No.	As a % of total Shares held	No. (Not applicable)	As a % of total shares held (Not applicable)		
1 Custodian/DR Holder		0	0	0	0	0	0	0	0	0	0	0	0	0	0	0	0	0
2 Employee Benefit Trust (under SEBI (Share based Employee Benefit) Regulations, 2014)		0	0	0	0	0	0	0	0	0	0	0	0	0	0	0	0	0
Total Non-Promoter-Non Public Shareholding (C)= (C)(1)+(C)(2)		0	0	0	0	0	0	0	0	0	0	0	0	0	0	0	0	0

Table V - Statement showing shareholding pattern of the Significant Beneficiary Owner (SBO)

Name	PAN	Passport No. in case of a foreign national	Nationality	Details of holding/ exercise of right of the SBO in the reporting company, whether direct or indirect*					Date of creation / acquisition of significant beneficial interest
				Shares	Voting rights	Rights on distributable dividend or any other distribution	Exercise of control	Exercise of significant influence	



Table II- Unclaim Details

Details of Shares which remain unclaimed may be given here along with details such as number of shareholders, outstanding shares held in demat/unclaimed suspense account, voting rights which are frozen etc.	
No. of shareholders	No of share held

Table III- Unclaim Details

Details of Shares which remain unclaimed may be given here along with details such as number of shareholders, outstanding shares held in demat/unclaimed suspense account, voting rights which are frozen etc.	
No. of shareholders	No of share held

Table III- Person in Concert

Details of the shareholders acting as persons in Concert including their Shareholding			
Name of shareholder	Name of PAC	No. of share	Holding %

For WHEELS INDIA LIMITED

K.V. Lakshmi
K.V. LAKSHMI
Company Secretary

